

TestkingPass



Try Before You Buy

Download a free sample of any of our exam questions and answers

- ✓ 24/7 customer support, Secure shopping site
- ✓ Free One year updates to match real exam scenarios
- ✓ If you failed your exam after buying our products we will refund the full amount back to you.





Select a vendor...

Select an exam...

Your email address

[Free Download](#)



 HAPPY CUSTOMERS 51892	 DOWNLOADS 68912	 TEAM MEMBERS 56892	 SHARES 75162
---	---	---	--



<http://www.testkingpass.com>

Reliable test dumps & stable pass king & valid test questions

Exam : 70-556

Title : TS: MS Office PerformancePoint Server 2007, Applications

Vendors : Microsoft

Version : DEMO

NO.1 You plan to populate a predefined Currency dimension with data stored in a Microsoft Office Excel file.

The file has an XLSX extension. You discover that the Load Members wizard is unable to load the XLSX file.

You need to ensure that the Load Members wizard can load data from the XLSX file.

What should you do?

A. Save the Excel file as a comma-separated value (CSV) file. Ensure that the Label column is the first

column in the file.

B. Save the Excel file as a comma-separated value (CSV) file. Ensure that the Name column is the first

column in the file.

C. Create a System DSN (data source name) connection to the XLSX file. Ensure that the Symbol column

is the first column in the file.

D. Create a System DSN (data source name) connection to the XLSX file. Ensure that the Name column

is the first column in the file.

Answer: A

NO.2 You create a new dimension named HR in a PerformancePoint Planning Server application.

You need to create an additional member property for the HR dimension. You also need to ensure that the

additional member property is populated from a predefined dimension named Entity.

What should you do first?

A. Share the HR dimension.

B. Share the Entity dimension.

C. Check out the HR dimension.

D. Check out the Entity dimension.

Answer: C

NO.3 You create a model.

You plan to add a rule to your model. The rule uses a predefined property named Consolidation Balancing

account. You are unable to locate the predefined property in the Model Properties workspace.

You need to ensure that the predefined property is listed in the Model Properties workspace.

What should you do?

- A. Recreate your model as an Exchange rate model.
- B. Recreate your model as a Financial model without share calculations.
- C. Create an association between an Exchange rate model and your model.
- D. Create an association between a model that has the Consolidation Balancing account property and your model.

Answer: B

NO.4 You are configuring dimensions.

You add a shared Product dimension to the root model site. You add dimension members for each

product type to the shared Product dimension.

A subsite uses the shared Product dimension. You create a model in the subsite.

You need to ensure that the subsite tracks only product type shoes.

What should you do?

- A. Create a new dimension. Add the new dimension to the root model site. Add each member of the shared Product dimension of type shoe to the new dimension. Configure the model subsite to use the new dimension.
- B. Create a new member set for the subsite. Add each member of the shared Product dimension that corresponds to a type of shoe to the new member set.
- C. Filter the data on the Product dimension, and then populate the dimension by using only shoe data.
- D. Add a predefined dimension to the subsite.

Answer: B

NO.5 A PerformancePoint Planning Server application has a model named Costs.

You review the properties of the Costs model. You discover that the value of the Current Period property is

the previous calendar year.

You need to change the value of the Current Period property to the current year.

What should you do?

- A. Start the Schedule Current Period wizard. Remove all entries. Set the current year as the value of the

Current Period property.

B. Start the Schedule Current Period wizard. Set the current year as the value of the Current Period

property. Select the Remove Last option.

C. Add a new model property named Current Period. Configure the property as a Text (string) type. Set

the property value to the current year.

D. Add a new model property named Current Period. Configure the property as a Whole (integer) type.

Set the property value to the current year.

Answer: A

NO.6 You create a model named Generic.

You need to link the Generic model to two assumption models named ProductPrice and UnitMovement.

What should you do?

A. Add ProductPrice and UnitMovement to the Generic model.

B. Add a new assumption model that includes all the dimensions from ProductPrice and UnitMovement to the Generic model.

C. Create an association between ProductPrice and UnitMovement by using ProductPrice as the source model. Add ProductPrice to the Generic model.

D. Create a Definition business rule that references ProductPrice and UnitMovement in the Generic model.

Answer: A

NO.7 You create a new application in PerformancePoint Planning Server.

You create a calendar for the application.

Your manager wants another calendar for the manufacturing department. The department uses different fiscal year dates.

You need to create the new calendar.

What should you do first?

A. Create a new dimension.

B. Create a new application.

C. Create a new business rule.

D. Create a new model subsite.

Answer: B

NO.8 A PerformancePoint Planning Server application has a dimension named Products.

The dimension has

a custom property named Type.

You load new members to the Products dimension.

You need to add the new members to a member set named Equipment.

What should you do?

A. Change the value of the Type property for the new members to Equipment. Load the dimension from

the staging database.

B. Change the value of the Type property for the new members to Equipment. Synchronize the dimension

with the staging database.

C. Click the Member Sets Maintenance tab. Select Equipment as the destination member set and All

members as the source member set. Copy the new members to the Equipment member set.

D. Click the Member Sets Maintenance tab. Select Equipment as the source member set and All

members as the destination member set. Copy the new members to the Equipment member set.

Answer: C

NO.9 You are configuring the currency type for the Entity dimension in a model.

You add the Dollar (adjusted) currency type to the Currency dimension. The Dollar (adjusted) currency

type does not appear in the Select Member window.

You need to ensure that Dollar (adjusted) appears in the Select Member window.

What should you do?

A. Save the change, and refresh the model.

B. Set a symbol for Dollar (adjusted) in the Currency dimension.

C. Add a Boolean property named Entity to Dollar (adjusted) in the Currency dimension. Set the value of this property to True.

D. Add a Boolean property named Visible to Dollar (adjusted) in the Currency dimension. Set the value of this property to True.

Answer: A

NO.10 You plan to load dimension members to a predefined dimension. The data that is used by the dimension is located in a Microsoft SQL Server database.

You start the Load Members wizard. You discover that the database is inaccessible. You need to ensure that you can load the data by using the Load Members wizard. What should you do?

- A. Use PerformancePoint Planning Administration Console to add a new data source connection to the root model site.
- B. Use PerformancePoint Planning Administration Console to add a new data destination connection to the root model site.
- C. Use the Data Sources (ODBC) application from Administrative Tools to add a new System data source name (System DSN).
- D. Use the Data Sources (ODBC) application from Administrative Tools to add a new User data source name (User DSN).

Answer: A